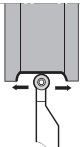
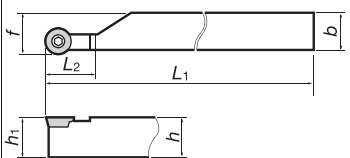
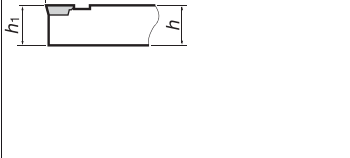



## Toolholders for External Turning

Tooling styles	Cat. No.	Stock		Dimensions (mm)								Std. Corner $f_{\epsilon}$	Applicable inserts	Shape
		R	L	$h$	$b$	$L_1$	$L_2$	$h_1$	$f$	$f_2$				
Turning <b>SRACR/L</b>  Cutting edge style <b>A</b>	SRACR/L1010H05	●		10	10				10	10.3			RCMT0502M0 ⊙ ▶ 2-140	
	SRACR/L1212H05	●	▲	12	12	100			12	12.3				
	SRACR/L1616H05	●	▲	16	16		10		16	16.3	-	-		
	SRACR/L2020K05	●	●	20	20	125			20	20.3				
	SRACR/L2525M05	●	●	25	25	150			25	25.3				
	SRACR/L1212H06	●	●	12	12		100		12	12.4			RC□T0602M0 ⊙ ▶ 2-140 ~	
	SRACR/L1616H06	●	●	16	16		12		16	16.4				
	SRACR/L2020K06	●	●	20	20	125			20	20.4				
	SRACR/L2525M06	●	●	25	25	150			25	25.4				
	SRACR/L1616H08	●	●	16	16	100			16	16.5			RC□T0803M0 ⊙ ▶ 2-140 ~	
	SRACR/L2020K08	●	●	20	20	125	16		20	20.5	-	-		
	SRACR/L2525M08	●	●	25	25	150			25	25.5				

Right hand (R) shown.

● : Stocked items.  
 ▲ : Shortly unavailable