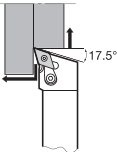

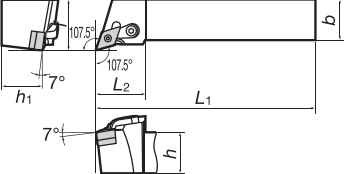





Toolholders for External Turning

Tooling styles	Cat. No.	Stock		Dimensions (mm)								Std. Corner r_{ϵ}	Applicable inserts	Shape
		R	L	h	b	L_1	L_2	h_1	f	f_2				

Profiling MDQNR/L  Cutting edge style Q	MDQNR/L1616H11		16	16	100	30	16	20	–	0.8	DN□□1104□□ 55°/7° 	 Right hand (R) shown.	
	MDQNR/L2020K15		20	20	125		20	25					DN□□1504□□ 55°/7° 55°/7°
	MDQNR/L2525M15		25		150		25	32	–	0.8	DN□□1506□□ 55°/7° 		
	MDQNR/L3225P15		32		170		32	40			T-CBN  T-DIA 		
	MDQNR/L3232P15		32		170		32	40					