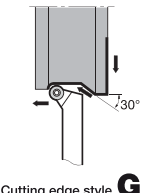







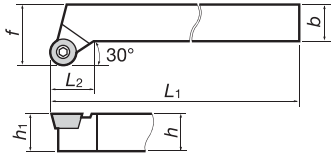



Toolholders for External Turning

Tooling styles	Cat. No.	Stock		Dimensions (mm)							Std. Corner r_{ϵ}	Applicable inserts	Shape
		R	L	h	b	L_1	L_2	h_1	f	f_2			

Turning		Stock		Dimensions (mm)							Std. Corner r_{ϵ}	Applicable inserts	Shape
SRGCR/L	Cat. No.	R	L	h	b	L_1	L_2	h_1	f	f_2			
	SRGCR/L1212H05	●	▲	12	12	100	9.5	12	16	-	-	RCMT0502M0 ⊙ 	
	SRGCR/L1616H05	●	●	16	16								12
	SRGCR/L2020K05	●	●	20	20	125	11.2	20	25	-	-	RCMT0502M0 ⊙ 	
	SRGCR/L2525M05	●	●	25	25	150	14.7	25	32				-
	SRGCR/L1212H06	●	●	12	12	100	10	12	16	-	-	RCMT0602M0 ⊙ 	
	SRGCR/L1616H06	●	●	16	16								125
	SRGCR/L2020K06	●	●	20	20	125	12	20	25	-	-	RCMT0602M0 ⊙ 	
	SRGCR/L2525M06	●	●	25	25	150	15	25	32				-
	SRGCR/L1616H08	●	●	16	16	100	11	16	20	-	-	RCMT0803M0 ⊙ 	
	SRGCR/L2020K08	●	●	20	20	125	12.7	20	25				-
	SRGCR/L2525M08	●	●	25	25	150	16.2	25	32	-	-	RCMT1003M0 ⊙ 	
	SRGCR/L2020K10	●	●	20	20	120	14	25	25				-
	SRGCR/L2525M10	●	●	25	25	150	17.5	25	32	-	-	RCMT1003M0 ⊙ 	





Right hand (R) shown.

● : Stocked items.
▲ : Shortly unavailable