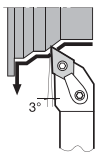








# Toolholders for External Turning

Tooling styles	Cat. No.	Stock		Dimensions (mm)								Std. Corner $r_\epsilon$	Applicable inserts	Shape
		R	L	$h$	$b$	$L_1$	$L_2$	$h_1$	$f$	$f_2$				
External profiling <b>MDJNR/L</b>  Cutting edge style <b>J</b>	MDJNR/L1616H11			16	16	100	30	16	20	—	0.8	DN□□1104□□ 55°/6° 	 Right hand (R) shown.	
	MDJNR/L2020K15			20	20	125		20	25			DN□□1504□□ 55°/6° 55°/6°		
	MDJNR/L2525M15	●		25		150		25		32	19	0.8		DN□□1506□□ 55°/6° 
	MDJNR/L3225P15				25		38		32					T-CBN  3-7 ~ T-DIA  3-21 ~
	MDJNR/L3232P15			32		170		32		40				
	MDJNR/L2020K15C			20	20	125		20	25					DN□□1507□□ 55°/6°
	MDJNR/L2525M15C			25		150		25		32	19	0.8		DN□□1506□□ 55°/6° 
	MDJNR/L3225P15C				32		170		32					
	MDJNR/L3232P15C				32				32		40			

4

TAC External Toolholders

● : Stocked items.