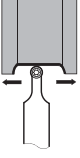






Tooling styles	Cat. No.	Stock		Dimensions (mm)								Std. Corner $f_{\epsilon}$	Applicable inserts	Shape
		R	L	$h$	$b$	$L_1$	$L_2$	$h_1$	$f$	$f_2$				
Turning Chamfering <b>SRDCN</b>  Cutting edge style <b>D</b>	SRDCN2020K06	●		20	20	125	12	20	13	-	-	RC□T0602M0  ▶ 2-140 ~		
	SRDCN2525M06	●		25	25	150		25	15.5	-				
	SRDCN2020K08	●		20	20	125	16	20	14	-	-	RC□T0803M0  ▶ 2-140 ~		
	SRDCN2525M08	●		25	25	150		25	16.5	-				
	SRDCN2020K10	●		20	20	125	20.3	25	15	-	-	RC□T1003M0  ▶ 2-140 ~		
	SRDCN2525M10	●		25	25	150			17.5	-				

● : Stocked items.