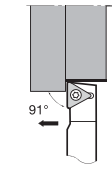


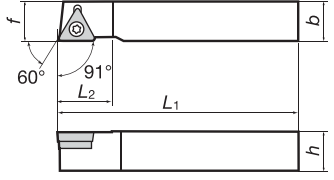














Toolholders for External Turning

Tooling styles	Cat. No.	Stock		Dimensions (mm)							Std. Corner r_{ϵ}	Applicable inserts	Shape	
		R	L	h	b	L ₁	L ₂	h ₁	f	f ₂				
Turning STACR/L  Cutting edge style A	STACR/L0808H			8	8				8	8		TC□□0802□□ 60°  	Without offset 	
	STACR/L1010H			10	10	100	10.5		10	10	-			TC□□0902□□ 60°  
	STACR/L1212H			12	12				12	12				
	STACR/L0808H09			8	8	100			8	8		TC□□0902□□ 60°  		
	STACR/L0808K09					125	10.5				-			
	STACR/L1010H09					100			10	10		TC□□1102□□ 60°  		
	STACR/L1010K09			10	10	125								
	STACR/L1212H11			12	12	100			12	12		TC□□1102□□ 60°  		
	STACR/L1212K11					125	12	12	12		-			
	STACR/L1616H16			● ●	16	16	100	22.5	16	16		0.8		TC□□16T3□□ 60°  
	STAPR/L1616H				16	16	100	13	16	16		-		TPGA/M1103□□ 60°  

Right hand (R) shown.

T-CBN  T-DIA 

● : Stocked items.